



DAKTRONICS **BEST PRACTICES** FOR LED DISPLAY CONTENT

BEST PRACTICES FOR LED DISPLAY DESIGN

You purchased your display to communicate with your audience. Content that is hard to read or lacks visual appeal detracts from your investment and can even damage your reputation.

The good news – with a few simple tips, you can easily design content that leaves a lasting impression with all who pass by.

RULES FOR LED MESSAGES

- › Focus on a single idea to attract a viewer's attention, then move them through your message.
- › Keep your messages short. Too much text on a display is hard to read and may result in your message being ignored.
- › Minimal text is best.



THIS THURSDAY JOIN
US FOR OUR
HOLIDAY CONCERT
STARTS AT 6PM
TICKETS ARE \$10/PER

This text heavy message¹ makes this hard to read and visually unappealing. The font is thin and lost on the display, making it hard to read from a distance.



THURSDAY
**HOLIDAY
CONCERT**
6PM \$10/PERSON

This message is appealing because it focuses on the main idea: Holiday Concert. It uses bold fonts, an accent font, and good contrast, making it viewable from longer distances.

BREAKDOWN

FONT: Patua one
OUTLINE: Black; 2px Thick
COLOR: White

FONT: Open Sans Extrabold
OUTLINE: Black; 1px Thick
COLOR: Light Blue

WHO ARE YOU TALKING TO?

In most sign applications, your target audience is the average consumer who is likely in motion. The Federal Highway Administration² says that drivers shouldn't take their eyes off the road for more than two seconds at a time. That means you have two seconds to tell a story.

MAKE IT
BRIEF

MAKE IT
BOLD

MAKE IT
LEGIBLE

¹ All content shown was created for the Galaxy® GS6 size 80x150 15.85

² "Driver Visual Behavior in the Presence of Commercial Electronic Variable Message Signs," U.S. Department of Transportation, September 2012, page 1.
<<http://dakfiles.daktronics.com/downloads/Regulatory%20Resources/FHWA%20Safety%20Study%20Digital%20Signs%202013%20.pdf>>

COLORS

CONTRAST

- › Contrast between colors is key. Contrast refers to the difference between light and dark.
- › If there is not enough contrast between text and background, the message blends together, reducing legibility of the display.
- › To check for contrast, view the content in grayscale.
- › Avoid color vibration. Color vibration is when the edges of two colors appear to merge and blur, giving the illusion of motion.

CONTRASTING COLOR COMBINATIONS




COLOR VIBRATION COMBINATIONS



IN COLOR

IN GRAYSCALE


























IN COLOR

IN GRAYSCALE



STANDARD FONT COLORS

These colors are standard in Venus Control Suite. Use these colors for text as recommended. You may find other colors that work well.

							
RGB (255,0,0)	RGB (255,255,0)	RGB (0,255,0)	RGB (0,255,255)	RGB (0,0,255)	RGB (255,0,255)	RGB (255,161,0)	RGB (252,217,0)
							
RGB (255,121,0)	RGB (255,109,66)	RGB (205,32,44)	RGB (236,67,112)	RGB (202,0,93)	RGB (37,38,169)	RGB (15,77,188)	RGB (0,115,116)
							
RGB (0,174,101)	RGB (88,166,24)	RGB (234,223,0)	RGB (228,215,0)	RGB (241,232,0)	RGB (0,0,0)	RGB (255,255,255)	

*Colors may appear differently on LED display.

FONTS AND TEXT

READABILITY

- › Bold/thick fonts are easier to read on a display. If the font is too thin, it gets lost on the display. See our recommended fonts below.
- › Larger text uses more available space, which helps viewing when at a distance.
- › Some fonts might look good when they're big, but are hard to read when they're too small.
- › In most cases, it's easier to read upper and lowercase letters on a display. All caps has it's place, use for emphasis.
- › Two fonts can be used on a piece of content. One font as the main font and the other used sparingly as an accent font.



This content is visually vibrating, making it hard to distinguish. It also has poor contrast. Font is too thin. It is also illegible for anyone with red/green color blindness.



A bold font helps readability as does the background and text broken up by thick black outline. The black outline provides contrast and stops the color vibration.



Great contrast, black outline added for extra sharpness between colors.

RECOMMENDED FONTS:

(FOUND IN VENUS CONTROL SUITE)

Archivo Black

Candal

Days One

Hammersmith One

Lemon

LUCKIEST GUY

Noto Serif

Open Sans EXTRABOLD

Patua One

Poppins

Roboto Condensed

Russo One

FONTS AND TEXT

OUTLINES

Depending on the background and the text color used, you may want to consider an outline. Sometimes an outline is the only difference between a good design and a bad one.

- › Black/Dark outlines work the best and are easiest to read.
- › The thicker the outline, the better the readability.
- › 2px or 3px provides the best results.

2PX – 3PX OUTLINES

Recommend using a black or dark color to add contrast

1PX OUTLINES

Doesn't provide enough contrast when needed and difficult to see

NO OUTLINE

Works when there is enough contrast between text and background, and gives the text a softer feeling which may be better for certain messages



3PX OUTLINE
2PX OUTLINE
1PX OUTLINE
NO OUTLINE



DROP SHADOWS

- › Shadow Text (or a Drop Shadow) is a great alternative to an outline in some circumstances.
- › Using black for drop shadows provides the best results.

OPTIMIZE YOUR BACKGROUNDS

DO

TEXT COLORS

Whites
Yellows
Bright Colors

OUTLINES

- › Black or dark colored outlines are best
- › 2px or 3px recommended (depends on display size)
- › Shadows are a great alternative to an outline
- › If using a colored text option that is not recommended, use a thick black outline

DON'T

TEXT COLORS

Black
Blues
Reds
Cyan
Mid-range Colors
Dark Colors

OUTLINES

- › Avoid colorful outlines
- › Avoid drop shadows when using low contrast colors
- › If color vibration or contrast is an issue, use an outline

WHITES
BRIGHT COLORS
OUTLINES

RUBY PACKAGE

Available in stills
& animations

WHITES
BRIGHT COLORS
OUTLINES

AMBER PACKAGE

Available in stills
& animations

WHITES
BRIGHT COLORS
OUTLINES

AMYTHEST PACKAGE

Available in stills
& animations

RED **BLACK**
BLUE **PINK**
CYAN **PURPLE**
GREEN **ORANGE**

RUBY PACKAGE

Available in stills
& animations

RED **BLACK**
BLUE **PINK**
CYAN **PURPLE**
GREEN **ORANGE**

AMBER PACKAGE

Available in stills
& animations

BLACK **CYAN**
REDS **DARK GREEN**
BLUES **DARK COLORS**

AMYTHEST PACKAGE

Available in stills
& animations

*While all color combinations may be possible, these recommendations are designed to provide the best possible results.
Colors may appear differently on LED display.

DO

TEXT COLORS

Whites
Yellows
Bright Colors

OUTLINES

- › Black or dark colored outlines are best
- › 2px or 3px recommended (depends on display size)
- › Shadows are a great alternative to an outline
- › If using a colored text option that is not recommended, use a thick black outline



AQUAMARINE PACKAGE

Available in stills
& animations



EMERALD PACKAGE

Available in stills
& animations



SAPPHIRE PACKAGE

Available in stills
& animations

DON'T

TEXT COLORS

Black
Reds
Blues
Oranges
Cyan
Dark Greens
Mid-range Colors
Dark Colors

OUTLINES

- › Avoid colorful outlines
- › Avoid drop shadows when using low contrast colors
- › If color vibration or contrast is an issue, use an outline



AQUAMARINE PACKAGE

Available in stills
& animations



EMERALD PACKAGE

Available in stills
& animations



SAPPHIRE PACKAGE

Available in stills
& animations

BUY.DAKTRONICS.COM

201 Daktronics Drive PO Box 5128 Brookings, SD 57006-5128
tel 888-325-7446 605-692-0200 ext. 57220 fax 605-692-0381
email commercial@daktronics.com
Galaxy® and Venus® Control Suite are registered trademarks of Daktronics.
Copyright © 2016 Daktronics DD3532547 Rev00 121916

